




163



164



165




166



167



# 168



## Tips

The plate without slit:

### The plate without slit:

The squeeze causes the protective layer of the wire to be torn apart, the positive and negative wires touch together, and the set is short-circuited and the hot wire is crushed, the wire to be disconnected and don't work.



The plate with slit:


### The plate with slit:

The wire has enough space to avoid being squeezed and endowed with longer service life and more stable effect.




The slit on the the plate round 1X1 are hand-made to avoid squeeze the wire and cause short circuit and abnormal heat during installation.



# 169





170



171




172







173




174





175





176





177





178



179



180




181







# 182



# 183




# 184







185



186




187





# 188



# 189





# 190





191



192





193








# 194





# 195





# 196





197



198





199








200



201




202







# 203



# 204





# 205




# 206



# 207




# 208







209



210




211







212





213





214





215





216





217




218



219




220








221




222




223




224



225




226







227



228




229









230





231





232




233



234



235






236



237




238









239




240



241



242



243




244







245



246



247





248



Good job, you've done all the installation steps, power it up and enjoy your work.

