

43222 The Disney Castle




Laying out components following the instruction.

1. Take out the building blocks in the picture and combine them together, accumulating a total of 187 combinations. The order in which flowers are fixed on flower branches can be determined by oneself, without any regularity.



2. Take out the building blocks in the picture and combine them together, accumulating a total of 73 combinations.



3. Take out the building blocks in the picture and assemble them one by one, accumulating a total of 15 combinations.



4







5






6





















14



15



16




17



18



19



20



21



22



23



24



25



26



27



28



29



30



31



32





33



34



35





36



37



38



39



40



41



42



43



44



45




46



47



48





50




51



52



53



54




55





57



58



Good job, you've done all the installation steps, power it up and enjoy your work.

