



Compatible with the Disney Castle (43222) Expansion Pack

Required Materials:



Bamboo leaves



Little Leaf



6 pieces





3 pieces



Petal

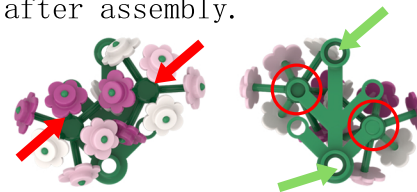
Operating Steps:

1. First separate the petals. Insert the petals from the 6-stem and 3-stem flowers first, arranging them in mixed colors as shown in the picture.
2. The small leaves can be assembled in one direction. (Extend the connections on the castle by linking multiple leaves together, following the pattern shown in the image.)

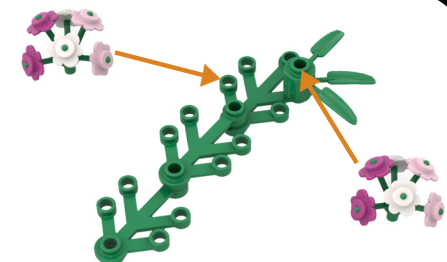


3. Assemble the 6-prong plug by inserting the small leaf connectors diagonally.
4. Same diagonal assembly method.

The red arrow and circle indicate the diagonal effect after assembly.



Do not insert flowers into the green arrow.



Assembly Function of Bamboo Leaves